


Independent Study Packet




**5 Days of
Independent Activities in
Reading, Writing, and Math**

Helpful Hints for Students and Families

Materials You Will Need:

- Pencils
- Extra paper or a notebook/journal (Everything can go in one place.)
- Colored pencils, scissors, markers, or crayons for some of the activities







Directions & Tips



- You may complete the activities in any order.
- Check off each activity as you finish it on the menu.
- Make sure an adult signs the activity menu page before you bring it back to school.

Activity Menu



	Day 1	Day 2	Day 3	Day 4	Day 5
Reading 	Read for 15 minutes each day and choose one activity from your Reading Log to do.				
Writing 	Kindergarten Writing Journal: My Day	My Favorite Recess Activity	My Favorite Pizza	Jump Into Writing: Write a "Car" Sentence	Kindergarten Writing Journal: Family
Math 	Counting Bird Addition	Two-Dimensional Shapes	Counting to 20: Mama Bird	Number Maze 3	Finish the Pattern
Other Fun Stuff 	Color the Train Back to School Sudoku Make a Match: Street Signs				

Parent/Guardian Signature: _____

Reading Log to do

1. Read a book by yourself or with a grown-up.
2. Put your name and the title of the book at the top of a new page.
3. Choose one of the ideas and write one or two sentences about your book. Remember, not all of the questions make sense for every book.
4. Don't forget to tell why or how you know, or both if you can!



How did the story end?	Who is your favorite character? 	Is this book like any other book you have read? Which one?
How does the main character feel in this book?	Which words in the book were tricky?	Where does the story take place (the setting)?
What is your favorite part of the story? 	What is the big problem in the story? How is it solved?	What did you learn from reading this book?
What friend or family member might like this book?	When does the story take place (the setting)?	At the end, did any characters change from how they felt at the beginning?
What is your favorite picture in the book?	What did the author want you to learn?	What surprised you in the book?

Name: _____ Date: _____

Kindergarten Writing Journal: My Day

Use the box below to draw a picture of your day. Then finish the sentences to write about your day.



First, | _____

Then, | _____


Finally, | _____

Name: _____


Date: _____

Counting Bird Addition


Count the birds to complete each addition problem. Then, trace the numbers and write your answers in the empty box.




1 + 1 =



2 + 3 =



2 + 2 =




3 + 1 =

My Favorite Recess Activity

Name _____

Date _____

What is Your Favorite Recess Activity?




slide



swing



jump rope



My favorite recess activity is _____.

Draw Your Favorite Activity

Because...

=====

and because...

=====

That's why I love _____.

Two-Dimensional Shapes

Trace, color, and write

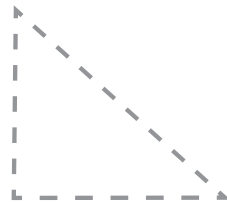
Trace each shape.



square



circle



triangle














rectangle

Color the squares blue.

Color the triangles green.

Color the circles orange.

Color the rectangles red.












Write S on all squares.

Write T on all triangles.

Write R on all rectangles.

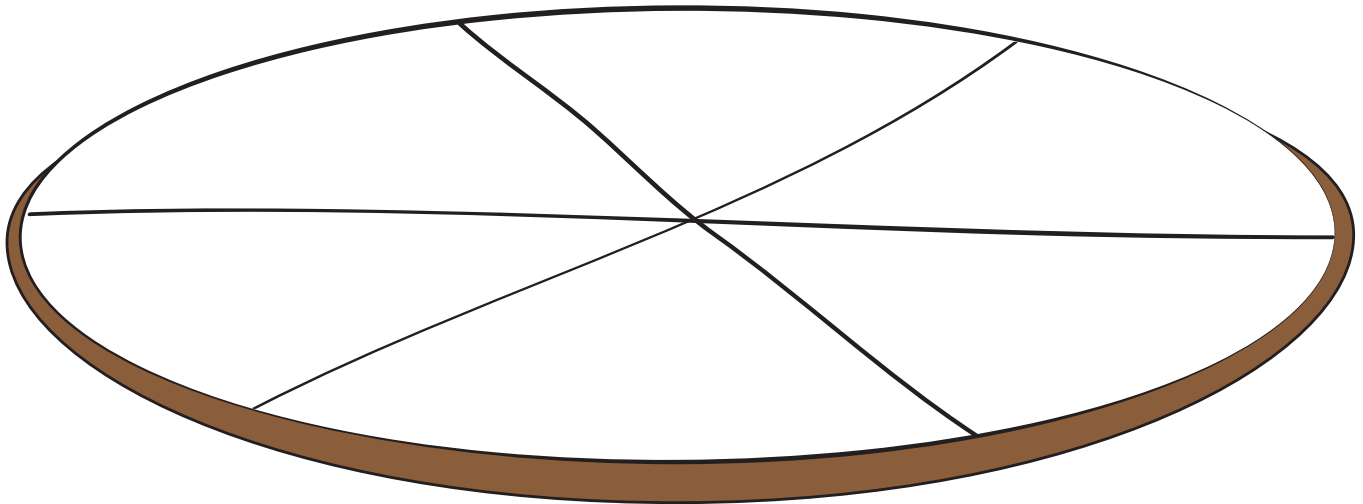
Write C on all circles.



My Favorite Pizza



Izzy the Iguana loves bug pizza! Draw and write about your favorite kind of pizza. Does it have cheese? Toppings?



My favorite pizza is _____


Follow the path from 1 to 20 and help
Mama Bird get to the nest.



Start

1	6	10	4	7
2	3	9	17	2
8	4	1	3	14
11	5	8	2	18
5	6	7	14	15
10	11	8	13	16
7	4	9	12	17
12	15	10	11	18
18	9	11	15	19
16	17	13	18	20

Finish



Name _____

Date _____

Writing

Write a Sentence




Trace then write the word "car" on the lines below.



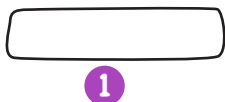
Car

Use the word "car" in a sentence.

Draw a picture in the box to go with your sentence.





Follow these steps to draw your own car!



NUMBER MAZE 3


Can you help this rubber ducky take a bath? Draw a path from the rubber ducky to the bath tub by counting from 1 to 10 and tracing the numbers.

	8	4	6	5	
	10	2	3	4	
3	1	5	1	8	9
1	2	3	6	7	10
4	6	4	5		
5	2	9	2		

Name: _____ Date: _____

Kindergarten Writing Journal: Family

*Use the lines below to draw a picture of the people in your family.
Label the picture and use the lines to write words.*




Four sets of horizontal writing lines, each consisting of a solid top line, a dashed middle line, and a solid bottom line, for labeling the drawing and writing words.

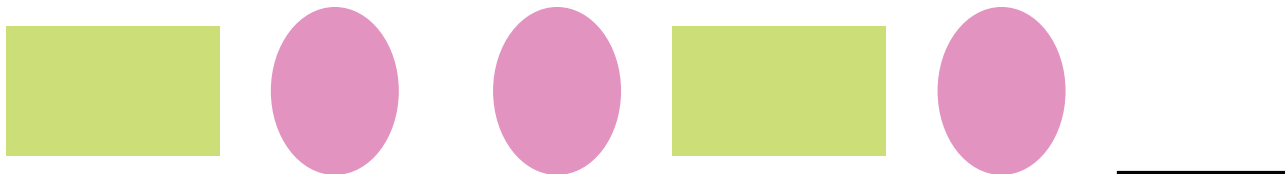

Name: _____

Date: _____

Finish the Pattern




Look at each pattern. Finish the pattern by drawing the missing shapes.



Color the Train!

Color the triangles **red**, the ovals **orange**, the squares **yellow**, the diamonds **green**, the circles **blue**, and the rectangles **brown**.



easy



Back to School Sudoku

This is a Sudoku puzzle!

To play, cut out the pictures and glue each one in the correct square. Remember:

The pencil, school bus, scissors, and backpack must appear only once in each

row , column , and block .



MAKE A MATCH: STREET SIGNS

Cut out the game pieces below, mix them up and place them face down on the floor. Begin the game by turning one piece over, then another. If they match, put them in a pile. If they don't match, turn both pieces over and try again. Repeat until you've made all 8 matches.

