

**Name of Material:** Kdg Word Building cards


**Assembly/printing instructions:** There are 4 word building cards per page, copy on cardstock and cut each card. You may wish to laminate for durability since children will handle them in centers. Each classroom needs at least one set.

**Activities this material is used in:**


Word Building  
Buddy Reading<sup>2</sup>  
Literacy Centers

**Additional Information:** Teachers may wish to create additional sets for later use in Literacy Centers, but it is not required.

**Photo:**



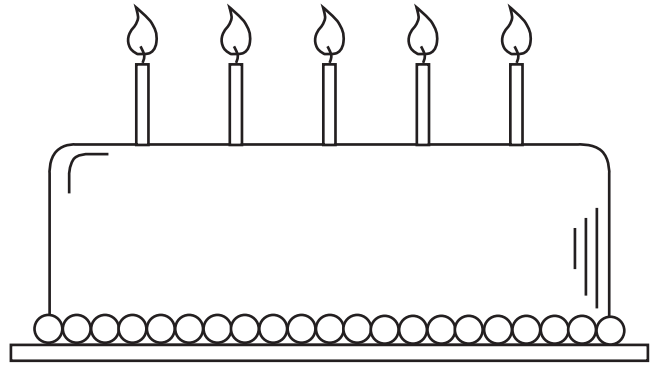
*Sample, Word Building card 'ing'*



\_\_ain

Word Building


Word Building



\_\_ake

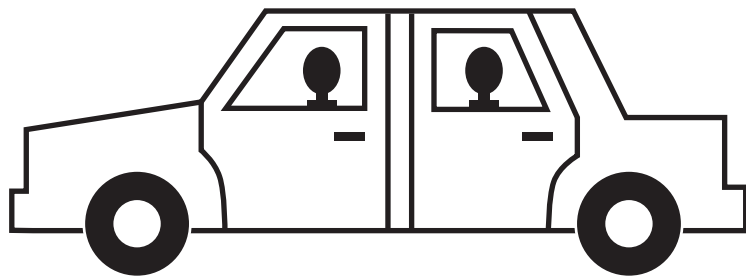
Word Building

Word Building




\_\_\_\_\_an

Word Building



\_\_\_\_\_ar

Word Building




\_\_\_\_\_at

Word Building




\_\_\_\_\_ate

Word Building




\_\_\_ay

Word Building




\_\_\_ee

Word Building



\_\_\_ell

Word Building




\_\_\_est

Word Building



\_\_et

Word Building



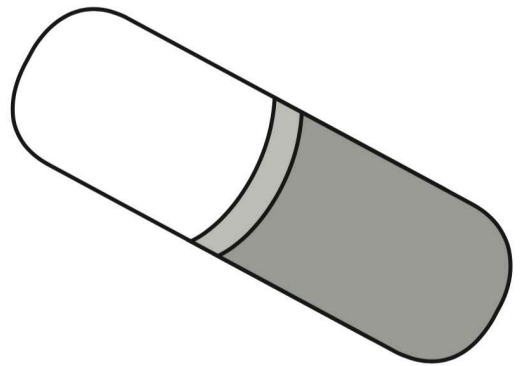
\_\_ide

Word Building




\_\_ight

Word Building



\_\_ill

Word Building




\_\_\_in

Word Building



\_\_\_ing

Word Building




\_\_\_ock

Word Building




\_\_\_ot

Word Building



ow

Word Building




ump

Word Building



ir(d)



ur



er

Word Building

Word Building

