

**Name of Material:** Kdg Word Building cards, additional

**Assembly/printing instructions:** There are 4 word building cards per page, copy on cardstock and cut each card. You may wish to laminate for durability since children will handle them in centers. Each classroom needs at least one set.

**Activities this material is used in:**


Word Building  
Buddy Reading<sup>2</sup>  
Literacy Centers

**Additional Information:** Teachers may wish to create additional sets for later use in Literacy Centers, but it is not required. This additional set includes cards for the word patterns: ack, ale, ell, ick, ill, ine, ink, unk, ash, oke

**Photo:**

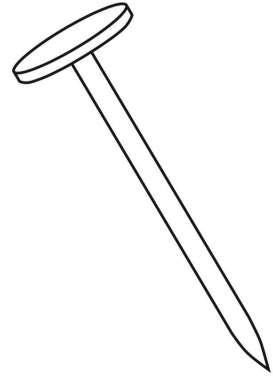


*Sample, Word Building card 'ing'*




\_\_ack

Word Building



\_\_ail


Word Building



\_\_ale

Word Building

Word Building



\_\_\_\_\_ame

Word Building




\_\_\_\_\_ane

Word Building




\_\_\_\_\_ank

Word Building



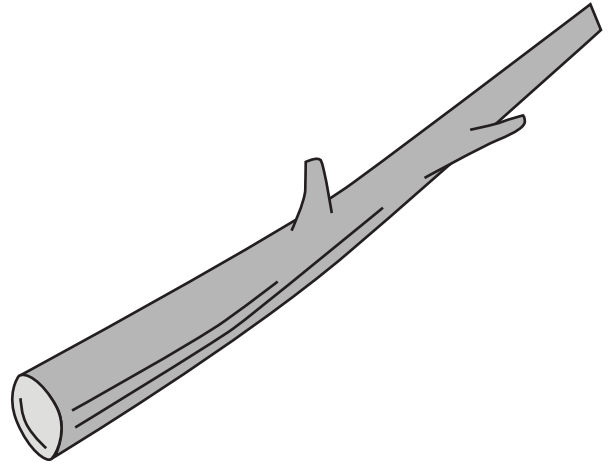
\_\_\_\_\_ash

Word Building




\_\_ice

Word Building



\_\_ick

Word Building



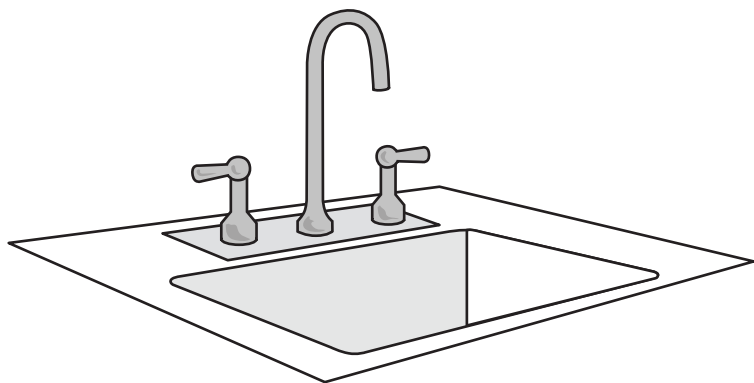
\_\_ike

Word Building

9

\_\_ine

Word Building



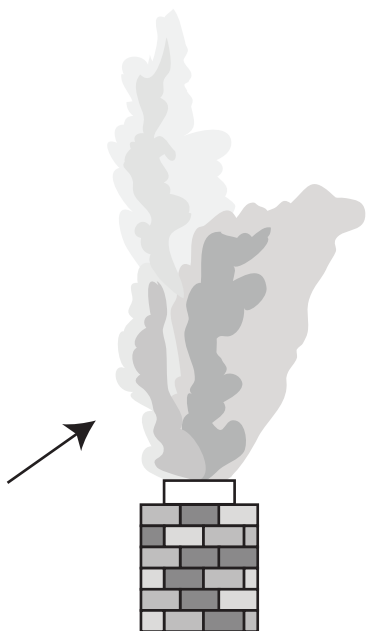
\_\_ink

Word Building



\_\_oat

Word Building



\_\_oke

Word Building



\_\_unk

Word Building